





Monofacial

Bifacial

LP182*182-M-72-MB

PERC Dual Glass

Rated Power 530-550W



MBB Cell

New circuit design, lower internal current, lower internal resistance loss.



Low Light Features

Higher performance under low light environment.



Bifacial with dual glass

Module adopts 182*182mm half cells, bifacial module provide an additional 5%~25% output.



PID Protection

Ensure the attenuation probability caused by PID phenomenon is minimized.



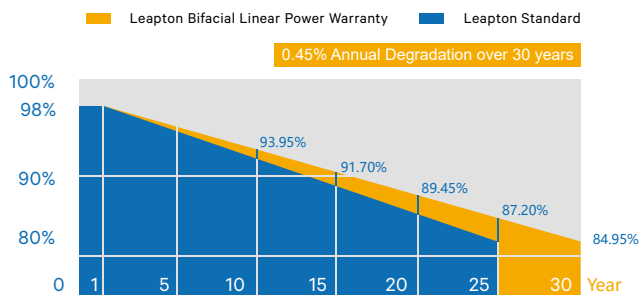
Harsh Environmental Adaptability

Strict salt spray and ammonia corrosion test by TUV Nord.



Load Capacity

Mechanical load tests including wind load 2400 Pa and snow load 5400 Pa done by TUV Nord.



Headquarter : Leapton Energy Co., Ltd.

Tosei Bldg. 6F, 1-2-1 Aioi-cho, Chuo-ku Kobe-shi, Hyogo, 650-0025, Japan

+81-78-382-3182

www.leaptonenergy.jp

Manufacturer : Leapton Solar (Changshu) Co., Ltd.

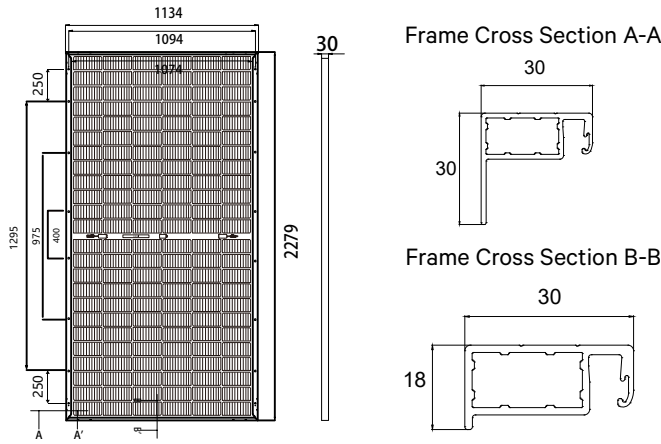
No.9, Sunshine Avenue, Changshu City, Jiangsu, China

+86-512-88800068

info@leaptonenergy.com

www.leaptonpv.com

MECHANICAL DIAGRAMS



SPECIFICATIONS

Weight	32kg
Dimensions	2279mm*1134mm*30mm
Cell Dimensions	182*182mm
Cell Amount	72*2 pcs
Maximum System Voltage	1500V
Junction Box	IP68
Frame	Aluminum Alloy
Cable	4mm ² , N 1400mm/P 1400mm for Horizontal installation 4mm ² , N 300mm/P 300mm for Vertical installation
Connector	MC4 compatible
Application Level	Class A
Bifaciality	70±5%

ELECTRICAL PARAMETERS AT STC

Power	530W	535W	540W	545W	550W
Open Circuit Voltage	49.00V	49.20V	49.40V	49.60V	49.80V
Short Circuit Current	13.76A	13.81A	13.87A	13.93A	13.99A
Maximum Power Voltage	40.80V	41.00V	41.20V	41.40V	41.60V
Maximum Power Current	13.00A	13.05A	13.11A	13.17A	13.23A
Module Efficiency	20.51%	20.70%	20.90%	21.09%	21.28%

* Under Standard Test Conditions (STC) of irradiance of 1000 W/m², spectrum AM 1.5 and cell temperature of 25°C.

ELECTRICAL PARAMETERS AT NMOT

Power	397W	401W	404W	408W	412W
Open Circuit Voltage	46.06V	46.25V	46.44V	46.62V	46.81V
Short Circuit Current	11.19A	11.25A	11.29A	11.35A	11.40A
Maximum Power Voltage	37.96V	38.12V	38.33V	38.49V	38.69V
Maximum Power Current	10.46A	10.52A	10.54A	10.60A	10.65A
Module Efficiency	15.36%	15.52%	15.63%	15.79%	15.94%

* Under Nominal Module Operating Temperature (NMOT), irradiance of 800 W/m², spectrum AM 1.5, ambient temperature 20°C, wind speed 1 m/s.

ELECTRICAL PARAMETERS (AT 10% BIFACIAL POWER OUTPUT)

Output Power	583W	589W	594W	600W	605W
Open Circuit Voltage	49.02V	49.22V	49.42V	49.62V	49.82V
Short Circuit Current	15.03A	15.10A	15.15A	15.23A	15.29A
Maximum Power Voltage	40.82V	41.02V	41.22V	41.42V	41.62V
Maximum Power Current	14.28A	14.36A	14.41A	14.49A	14.54A

TEMPERATURE CHARACTERISTICS

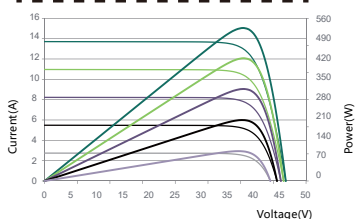
NMOT	41±3°C	Temp Coefficient of ISC	+0.05%/°C
Temp Coefficient of VOC	-0.265%/°C	Temp Coefficient of Pmax	-0.34%/°C

PACKING CONFIGURATION

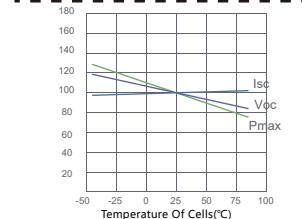
Modules/Pallet	36 Pieces	Modules/40'Container	720 Pieces
Packing Description	20 Pallets, Total=(36+36)x10=720 Pieces		

CHARACTERISTICS

LP182*182-M-72-MB-550W



LP182*182-M-72-MB-550W



MAXIMUM RATING

Output Tolerance	0~+5W
Operating Temperature	-40°C~+85°C
Wind Load/Snow Load	2400pa/5400pa
Fuse Current	25A



Headquarter : Lepton Energy Co., Ltd.

📍 Tosei Bldg. 6F, 1-2-1 Aioi-cho, Chuo-ku Kobe-shi, Hyogo, 650-0025, Japan

☎ +81-78-382-3182

🌐 www.leptonenergy.jp

Manufacturer : Lepton Solar (Changshu) Co., Ltd.

📍 No.9, Sunshine Avenue, Changshu City, Jiangsu, China

☎ +86-512-88800068

✉ info@leptonenergy.com

🌐 www.leptonpv.com